

Arch Buildings

in fiber-reinforced composite

Arch buildings have many uses, e.g. such as loose housing, pig and cattle stables, chicken farms, machine halls, garages and many other options.

Arch buildings are spacious halls with a large utilization area, as there is no need for annoying middle posts and therefore also usable as storage halls, packing halls, growth halls with more.

Arch buildings can be delivered in several sizes and the area can be adapted as needed by adding more modules. The buildings are delivered as assembly kits and can be expanded with several modules, also after installation and commissioning.

In the roof construction / top cover there room for hidden cables e.g. for lights, surveillance and alarms. The largest models can also be provided with translucent panels in the construction, which provide good lighting during the day. Front and rear walls can be fitted with gates and doors according to the customer's wishes and needs.

The Tunetanken arch buildings are made of a strong fiber-reinforced composite material that has unique properties such as chemical resistance, corrosion resistance, thermal and electrical insulating, high hygiene, high wear resistance and requires minimal maintenance. The Tunetanken arch buildings therefore stay neat even after many years in operation.



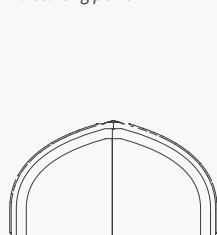
Design

- > Great strength and density.
- > Low weight.
- > Corrosion resistant and chemically resistant.
- > Standard color: Anthracite gray, RAL 7016.

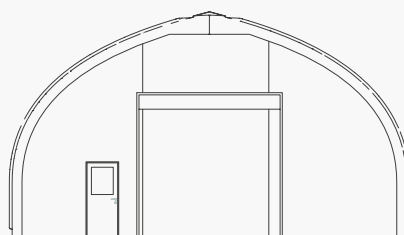
Accessories

- > Gables.
- > Doors, windows and gates.
- > Room divisions and storage rooms.
- > Ventilation.
- > Foundation.
- > Skylights.

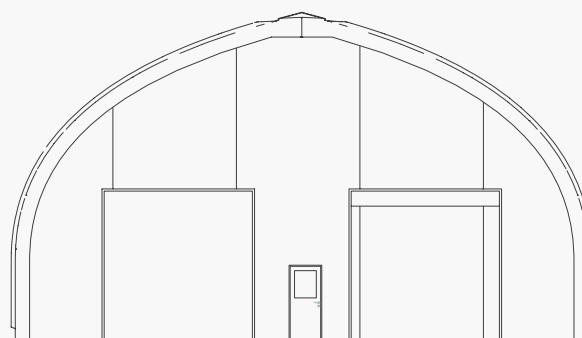
The Tunetanken arch buildings are available in three widths as a starting point.



Model 5.6.



Model 11.



Model 16.

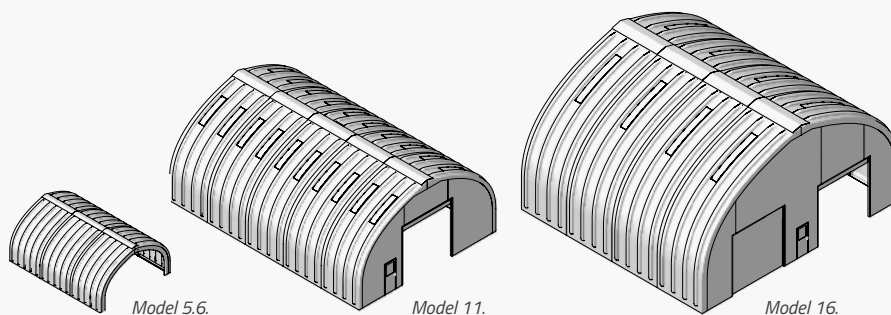
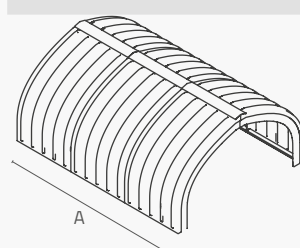


Illustration	Model	Number of modules	Length (A)	Width (B)	Height (C)	Total area
 	Model 5.6	3	7,200	5,680	3,220	39 m ²
		4	9,600	5,680	3,220	52 m ²
		5	12,000	5,680	3,220	65 m ²
		6	14,400	5,680	3,220	78 m ²
		7	16,800	5,680	3,220	91 m ²
	Additional module (for extension)		2,400	5,680	3,220	13 m ²
	Model 11	4	12,000	11,000	6,230	132 m ²
		5	15,000	11,000	6,230	165 m ²
		6	18,000	11,000	6,230	198 m ²
		7	21,000	11,000	6,230	231 m ²
		8	24,000	11,000	6,230	264 m ²
	Additional module (for extension)		3,000	11,000	6,230	33 m ²
	Model 16	4	14,400	16,000	9,062	230 m ²
		5	18,000	16,000	9,062	288 m ²
		6	21,600	16,000	9,062	346 m ²
		7	25,200	16,000	9,062	403 m ²
		8	28,800	16,000	9,062	461 m ²
		9	32,400	16,000	9,062	518 m ²
		10	36,000	16,000	9,062	576 m ²
	Additional module (for extension)		3,600	16,000	9,062	58 m ²

Options / accessories
Offered

End module - closed

According to customer needs.

End module - for gates and door

According to customer needs.

Door module

According to customer needs.

Skylights - translucent fields

According to customer needs.

Foundation

According to customer needs.

Room division

According to customer needs.

Ventilation - natural, solar cell controlled or electrically controlled

According to customer needs.

Door module size 1 – B 3,000 x H 3,500 mm

According to customer needs.

Door module size 2 – B 4,800 x H 4,000 mm

According to customer needs.

Other door sizes can be offered!

*All undefined measurements are in mm.